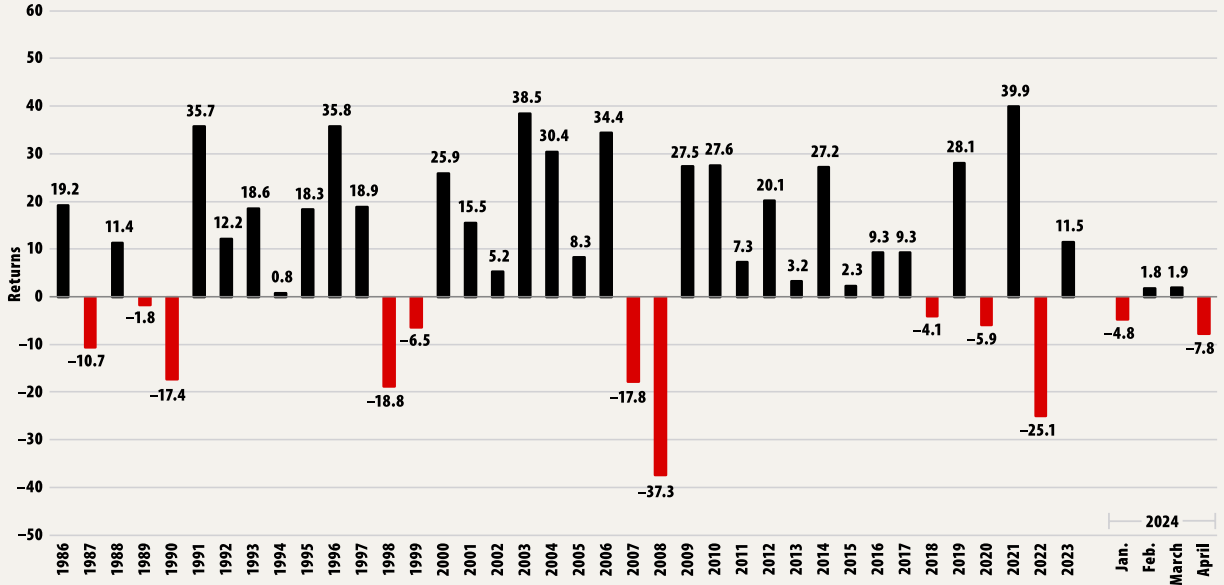


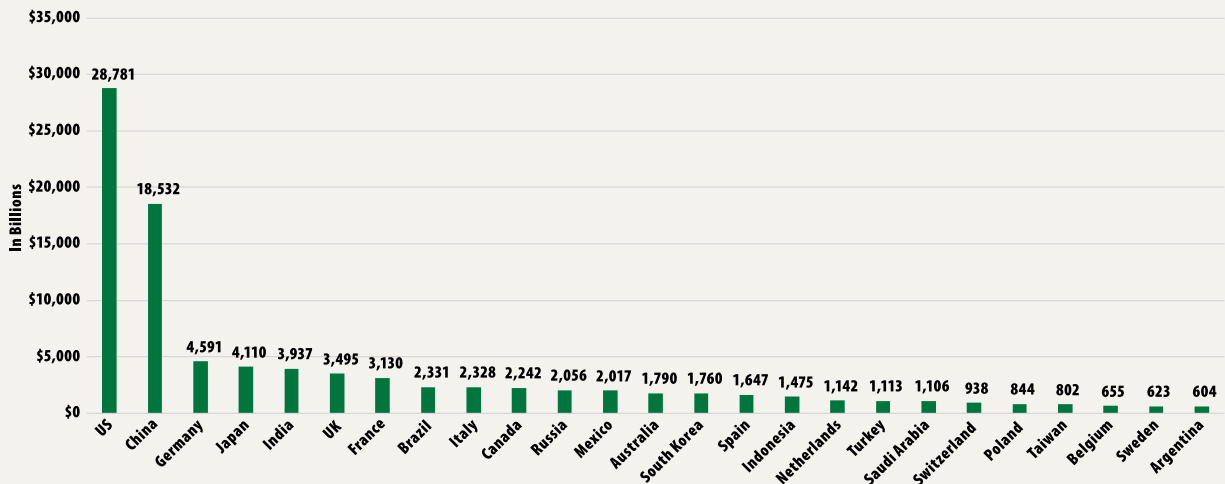
SNAPSHOTS

All REIT Returns



Sources: FTSE Nareit, PREA Compendium

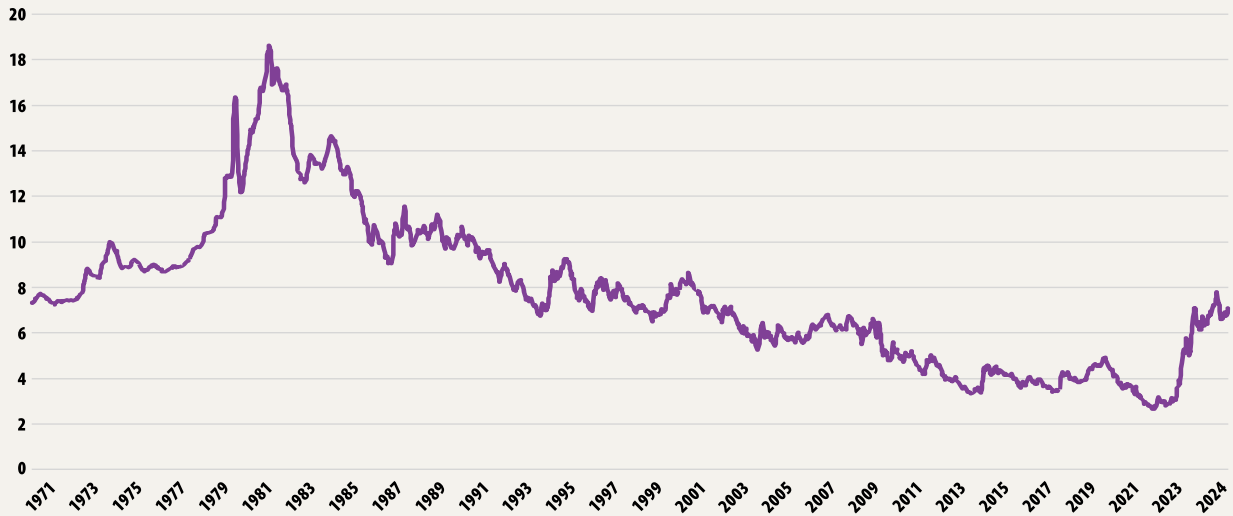
GDP by Country—2024 Forecast



Sources: Wikipedia, International Monetary Fund

SNAPSHOTS

30-Year Fixed Rate Mortgage Average in the US, Percent, Weekly, Not Seasonally Adjusted



Source: Federal Reserve Bank of St. Louis

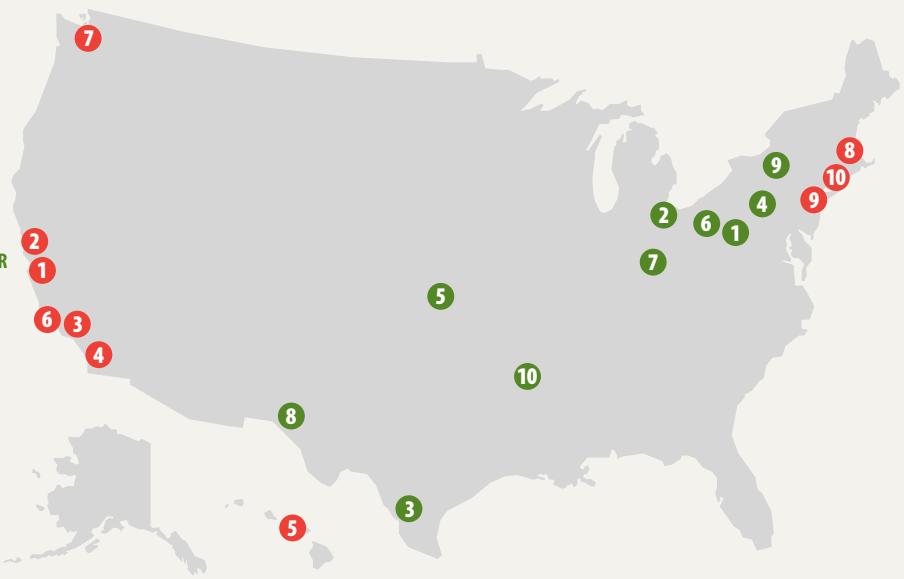
Housing Affordability

Most Affordable Metro Areas

1. Youngstown-Warren-Boardman, OH, PA
2. Toledo, OH
3. McAllen-Edinburg-Mission, TX
4. Scranton-Wilkes-Barre, PA
5. Wichita, KS
6. Pittsburgh, PA
7. Akron, OH
8. El Paso, TX
9. Syracuse, NY
10. Little Rock-North Little Rock-Conway, AR

Least Affordable Metro Areas

1. San Jose-Sunnyvale-Santa Clara, CA
2. San Francisco-Oakland-Berkeley, CA
3. Los Angeles-Long Beach-Anaheim, CA
4. San Diego-Chula Vista-Carlsbad, CA
5. Urban Honolulu, HI
6. Oxnard-Thousand Oaks-Ventura, CA
7. Seattle-Tacoma-Bellevue, WA
8. Boston-Cambridge-Newton, MA, NH
9. New York-Newark-Jersey City, NY, NJ, PA
10. Bridgeport-Stamford-Norwalk, CT



Source: creditnews; April 2024